

Q-SB2

Model Q-SB2 Sub-Bass Supplements

SOUNDSPHERE
LOUDSPEAKERS



Specifications: Q-SB2

Mounting hardware included

| | |
|-----------------------------------|--|
| Nominal Impedance | 4 ohms |
| Power Handling | 800W |
| Sensitivity dB @ 2.83V/1M | 102 dB |
| Sensitivity dB @ 1W/1M (2) | 99 dB |
| Frequency Response (± 10 dB) | 40 Hz - 200 Hz |
| Max. Program Power | 1600 W |
| Max. Continuous Power RMS | 800 W |
| Max. Power SPL @ 1 M | 128 dB |
| Transducer - Low Frequency Driver | 18" Treated Pulp Fiber |
| Low Frequency Voice Coil | 101.6 mm / 4" |
| Coverage Angles | Horizontal / 360 |
| Enclosure - material | Fiberglass with gelcoat finish |
| Enclosure - description | White (paintable); custom colors available |
| Inputs | 4-pin Neutrik |
| Height (SM = Height) | 813 mm / 32" |
| Diameter (SM = Width) | 813 mm / 32" |
| Weight | 37.2 kg / 82 lbs |
| Shipping Weight | 44.9 kg / 99 lbs |
| Accessories Optional | Hanging Kit (HKXL), Universal Beam Clamp (BCL), Electronic Crossover (Q-CX) |
| Packaging | One per box |
| Regulatory - CE | approved |
| Regulatory - RoHS | approved |

Key Features

- » High power handling capacity (800 W/4 ohms)
- » High sensitivity (99 dB 1W/1m)
- » High SPL capability (128 dB)
- » Standard and custom colors available

Description

For low-frequency response at high sound pressures:

- Gymnasiums
- Ice Rinks
- Arenas
- Churches
- Bars & Nightclubs
- Where enhanced low-frequency response is required at high sound pressure levels.

The Q-SB2 is Soundsphere's largest loudspeaker, designed for installations requiring enhanced low-frequency response at high sound pressure levels. Applications include gymnasiums, ice rinks, arenas, churches, bars and nightclubs.

The Q-SB2 offers high power handling capability (800W/4 ohms), high sensitivity (99dB 1W/1m) and high SPL capability (128dB 800W/1m). Both standard and custom

colors are available.

Applications

Providing enhanced low-frequency performance at high sound pressure levels in Model Q-12A systems, the Q-SB2 sub-bass supplement is ideal for applications such as gymnasiums, ice rinks, arenas, churches, bars/nightclubs and much more.

Patented Soundsphere Technologies

Soundsphere and MSE Audio Group constantly develop new technologies that enhance audio product performance. Soundsphere innovations are protected by multiple patents, which explicitly cover Soundsphere's dispersion and enclosure technologies. MSE Audio Group actively defends its patents in order to protect Soundsphere resellers and end users

Patented Soundsphere Technologies

Soundsphere and MSE Audio Group constantly develop

new technologies that enhance audio product performance. Soundsphere innovations are protected by multiple U.S. and international patents, which explicitly cover Soundsphere dispersion, enclosure and dome technologies. MSE Audio Group actively defends its patents in order to protect Soundsphere resellers and end users.

Technical Data and Specification Tools

Technical Data

Soundsphere strives to provide complete and effective technical information and data to dealers, engineers and designers. All data are available from SoundTube Entertainment or at www.soundtube.com. Technical data and downloads include: EASE™ data - 3-D polar plots. EASE™ Address - 2-D modeling for distributed systems Autodesk® Revit® software Tech Sheets - Technical information and architectural specs for system engineers SoundTubeSPEC™ - Proprietary speaker placement software

Data Acquisition and Verification

All data for Soundsphere speakers are independently collected from and verified by NWAALabs (www.nwaalabs.com) using their proprietary MACH testing system. All data are collected and analyzed according to ASTM, ISO and AES standards using EASRA, TEF and MLSSA. Full balloon data including both phase and magnitude are compiled into a variety of formats including EASE 4.x, GLL and CLF.

Architectural Specifications

The loudspeaker driver shall consist of a dual 18-inch (457 mm) treated pulp fiber woofer. Performance specifications of a typical production unit shall be as follows: Useable frequency response shall extend from 40 Hz to 200 kHz (-10 dB). Measured sensitivity (1 Watt/1 meter) shall be at least 99 dB. The speaker shall have a rated impedance of 4 ohms. Rated power capacity shall be at least 800 Watts continuous (RMS) and conform to EIA-426-B testing. Calculated maximum continuous output at 1 meter

shall be 128 dB. The complete loudspeaker shall be no more than 32 inches (813 mm) in height and 27-3/4 inches (705 mm) wide. The driver shall be mounted in a spherical enclosure made of fiberglass with gelcoat finish that is no more than 32 inches (813 mm) in diameter. The complete loudspeaker shall weigh no more than 82 lbs. (37.2 kg). All hardware shall be rust- and corrosion-resistant stainless or plated steel. The loudspeaker shall be equipped with three eyebolts to facilitate hanging. Optional accessories shall include: an Electronic Crossover (Q-CX), a Universal Beam Clamp (BCL) and a Hanging Kit (HKXL) for three-point suspension. The system shall be the Soundsphere® Model Q-SB2 sub-bass supplement.

Soundsphere

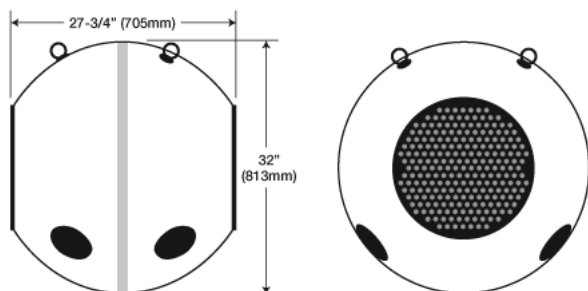
8005 W 110th St., Suite 208
Overland Park, ks 66210
Phone 913.663.5600
Fax
Toll Free 855.663.5600
<http://soundsphere.mseaudio.com>
All Soundsphere products come with a 5-year limited warranty.

Q-SB2

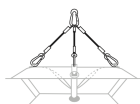
Model Q-SB2 Sub-Bass Supplements

SOUNDSPHERE
SOUND TUBE SPEAKERS

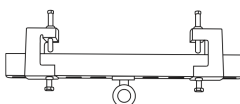
Mechanical Drawings



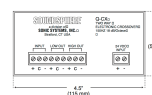
Optional Accessories



Hanging Kit (HKXL)



Universal Beam Clamp (BCL)



Electronic Crossover (Q-CX)

