



For Installations Requiring:

- » Clear voice announcements, even in the presence of high ambient noise
- » Compact loudspeaker
- » Broad coverage
- » Cost-effective, clear paging

110 PAGE LOUDSPEAKER

KEY FEATURES

- » Clear voice announcements in high-noise environments
- » Hemispherical coverage pattern
- » Neodymium-ferrite hybrid magnet system for superior sensitivity
- » Covers more area than other speakers
- » Cost-effective solution for applications where OSHA compliance is required
- » Compact, lightweight speaker
- » Arrives fully assembled, with many mounting possibilities
- » Standard white (paintable) and custom colors available

Specifications: Model 110 Page Loudspeaker

System Type	6-1/2" (165 mm) full-range driver
Impedance (nominal) ¹	4 ohms
Sensitivity dB @ 2.83 V/1 m	101 dB (measured from 300 Hz - 3 KHz)
Sensitivity dB @ 1 W/1 m ²	98 dB (measured from 300 Hz - 3 kHz)
Frequency Response (-3 dB) ³	500 Hz - 5.5 kHz
Frequency Response (-10 dB) ³	150 Hz - 11 kHz
Max. Continuous Peak Power ⁴	120 W
Max. Continuous Power RMS ⁵	60 W
Max. Power SPL @ 1 m ⁶	116 dB
Coverage Angle (±6 dB @ 500 Hz)	180°
Coverage Angle (±6 dB @ 4 kHz)	100°
Coverage Angle (±6 dB Avg. 500 Hz - 4 kHz)	150°
Transformer	Optional 60 W - planned
Transducer - Low-Frequency Driver	6-1/2" (165 mm) treated pulp fiber
Low-Frequency Voice Coil	1" (25.4 mm)
Enclosure & Reflector Material	Structural foam polystyrene with rustproof hardware
Inputs	Hard-wire leads
Colors	White (paintable); custom colors available
Height	11-7/8" (302 mm)
Diameter	Sphere: 10" (254 mm) Reflector: 14-7/8" (378 mm)
Weight	8 lbs. (3.6 kg)
Shipping Weight	11 lbs. (5 kg)
Packaging	One per box
Optional Accessories	60-Watt Line Matching Transformer (TX60), Hanging Kit (HK), 24" Hanging Kit Extension (HKEXT), Mounting Bracket (MBS), Beam Clip (BC), Drop Ceiling Bracket (DCB), Small Screen (SS), Small Screen with Weather Filter (SWFS), Dust Filter (110SF)
Regulatory - CE	Approved
RoHS	Approved

¹ Impedance listed per IEC 60268-5 with a minimum less than 80% the nominal impedance

² 1 W 1 m sensitivity determined using nominal impedance

³ Frequency response measured in half or full space as dictated by speaker mounting configuration

⁴ Max. continuous peak power is 3 dB above max. continuous power

⁵ Continuous power rating, EIA-426-B test

⁶ Max. output based on max. continuous power

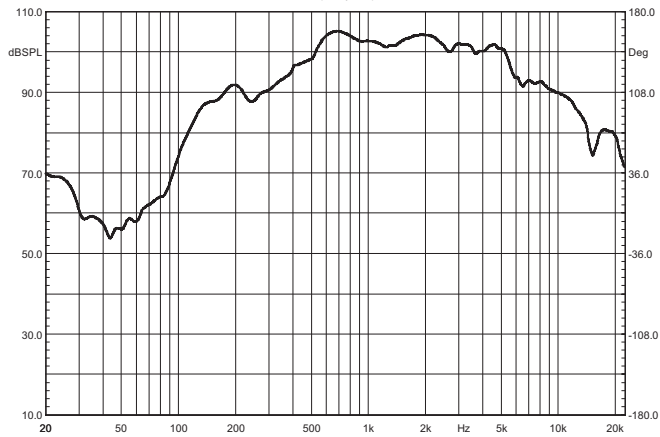
DESCRIPTION

The Model 110 Page was designed to provide an economical solution for high-powered, clear voice announcements in the most challenging environments, including those with high ambient noise. Unlike conventional paging horns that deliver harsh, unintelligible sound, the 110 Page leverages Soundsphere's trademark 360-degree horizontal dispersion for superior off-axis response and extremely high intelligibility.

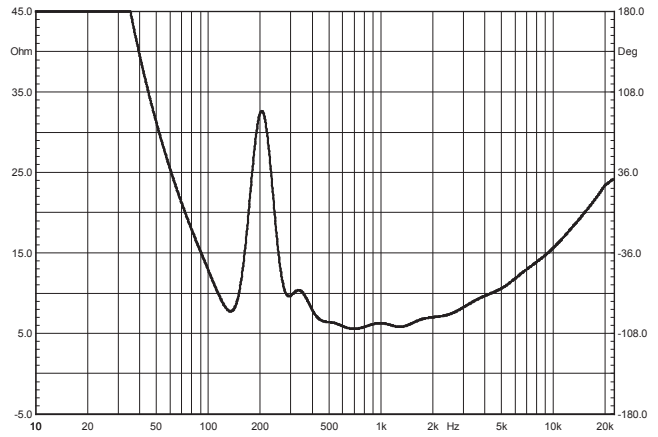
The 110 Page is a compact, unobtrusive speaker with a sphere that is just 10" in diameter. It comes fully assembled and ready to mount using our hanging kit or mounting bracket.

GRAPHS AND PLOTS

Frequency Response



Impedance/Phase

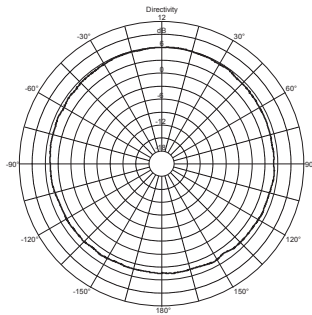


Vertical Beamwidth (± 6 dB)

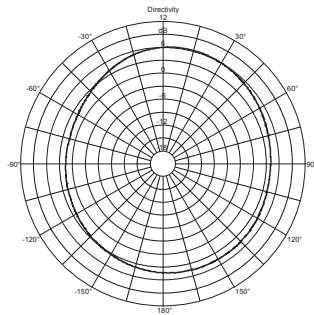
Preliminary technical data sheet – graph pending.

POLAR PLOTS (±6 dB)

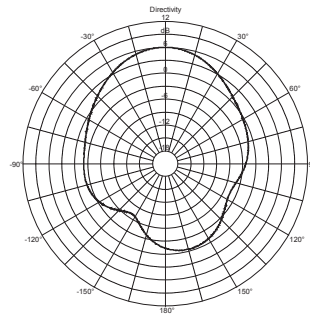
125 Hz



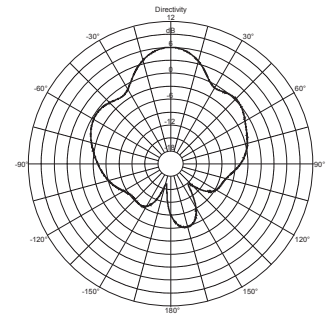
250 Hz



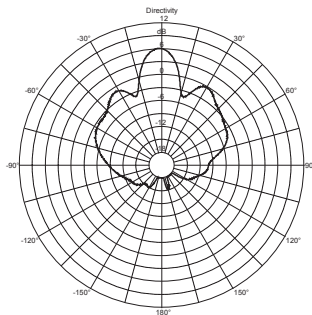
500 Hz



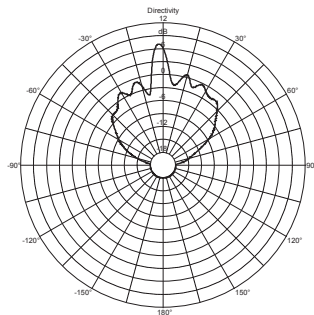
1,000 Hz



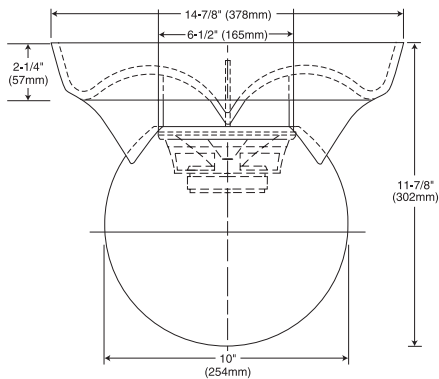
2,000 Hz



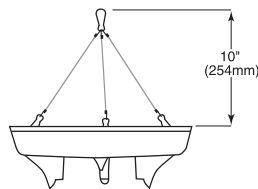
4,000 Hz



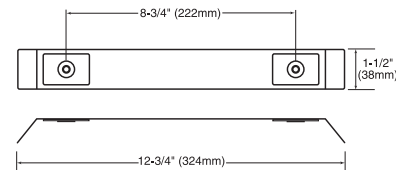
MECHANICAL DRAWINGS



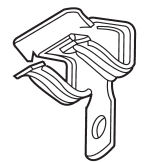
ACCESSORIES



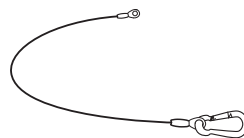
Hanging Kit (HK)



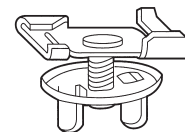
Mounting Bracket (MBS)
For mounting speaker on a flat surface.



Beam Clip (BC)
Locates a 1/4" hole on a 1/8" to 1/4" beam flange using just a hammer.



Hanging Kit Extension (HKEXT)
24" extension for use with HK




Drop Ceiling Bracket (DCB)
Two twist clips and MBS are supplied. Clips twist onto t-bar stringers, and mounting bracket attaches with wing nuts.

Line Matching Transformer (TX60)

The Model TX60 is a 60-Watt line matching transformer for the Model 110 Page with taps for 70- and 100-Volt constant voltage systems. The TX60 is designed for factory or field mounting in the 110 Page reflector. Connection to system wiring is via 10" color-coded flying leads.



Small Screen (SS)
Protects speaker driver from foreign objects.



Small Screen with Weather Filter (SWFS)
Protection from foreign objects, plus a water protection barrier.

APPLICATIONS

Providing clear paging – even under challenging, high-noise conditions – the 110 Page loudspeaker is ideal for applications such as factories, warehouses, fire houses, airports, train stations, cruise terminals, correctional institutions and anywhere that articulate voice announcements are critical.

PATENTED SOUNDSPHERE TECHNOLOGIES

SoundSphere and MSE Audio Group constantly develop new technologies that enhance audio product performance. SoundSphere innovations are protected by multiple patents that explicitly cover SoundSphere's dispersion and enclosure technologies. MSE Audio Group actively defends its patents in order to protect SoundSphere resellers and end users.

TECHNICAL DATA AND SPECIFICATION TOOLS

Technical Data

SoundSphere strives to provide complete and effective technical information and data to dealers, engineers and designers. All data are available from SoundSphere or at www.soundsphere.com.

Technical data and downloads include:

EASE™ Data — 3-D polar plots

EASE™ Address — 2-D modeling for distributed systems

Technical Data Sheets — Technical information and architectural specs for system engineers

Distributed System Quick Planning Guide — Online configuration tool and step-by-step guide are available to assist in the design of effective

public area distributed sound systems using SoundSphere omnidirectional loudspeakers

Independent Data Acquisition and Verification

All data for SoundSphere loudspeakers is independently collected from and verified by an industry-recognized independent testing facility. All data is collected and analyzed according to ASTM, ISO and AES standards using EASERA, TEF and MLSSA. Full balloon data including both phase and magnitude is compiled into a variety of formats including EASE 4.x, GLL and CLF.

ARCHITECTURAL SPECIFICATIONS

The loudspeaker driver shall consist of one 6.5-inch (165 mm), full-range treated pulp fiber unit.

Performance specifications of a typical production unit shall be as follows: Useable frequency response shall extend from 150 Hz to 11 kHz (-10 dB). The vertical polar coverage shall be 150° ±6 dB. Measured sensitivity (1 Watt/1 meter) shall be at least 98 dB. The speaker shall have a rated impedance of 4 ohms. The speaker shall be available for 25-, 70- and 100-Volt modes and shall include 7 power tap selection leads for use with electrical wire nuts or crimp caps. Rated power capacity shall be at least 60 Watts continuous RMS and conform to EIA-426-B testing. Calculated maximum continuous output at 1 meter shall be 116 dB.

The complete loudspeaker shall be no more than 11.875 inches (302 mm) in height. The driver shall be mounted in a spherical enclosure made of structural foam polystyrene that is no more than 10 inches (254 mm) in diameter. The reflector shall be no more than 14.875 inches (378 mm) in diameter.

The complete loudspeaker shall weigh no more than 8 lbs. (3.6 kg). Hardware shall be rust and corrosion resistant.

Optional accessories shall include: a 60-Watt Line Matching Transformer (TX60) with taps for 25-, 70- and 100-Volt constant voltage systems; a Mounting Bracket (MBS) to mount flat against a ceiling surface; a three-element Hanging Kit (HK) for single-point suspension; a 24" Hanging Kit Extension (HKEXT); a Beam Clip (BC) for mounting to a beam flange; a Drop Ceiling Bracket (DCB); a Small Screen (SS) to protect the speaker from foreign objects; a Small Screen with Weather Filter (SWFS) that additionally offers a water protection barrier; and a Dust Filer (110SF).

The system shall be the **SoundSphere® Model 110 Page** for clear voice announcements, even in high-noise environments.

WARRANTY

SoundSphere® loudspeakers are warranted against failure or malfunction due to defects in materials or workmanship for a period of five years from date of original purchase. Speaker electronics are warranted for three years. Defective units will be repaired or replaced at our option if delivered prepaid to our factory. Repaired or replaced units will be returned at our expense. Warranty does not cover appearance or damage caused by abuse, misuse, neglect, accident, or exceeding maximum rated power. Warranty does not cover labor costs involved in removing and/or reinstalling the defective unit, nor any liability due to accidents caused by improper installation. Warranty is extended to original purchaser and is not transferable.



All specifications are subject to change without notice.

10 Research Drive, Stratford, CT 06615
Phone: 203.386.9200 // Fax: 203.386.0773
info@soundsphere.com

www.soundsphere.com

